



*Fighting blood clots
through education*

Clopidogrel (Plavix®) and Surgery:

What You Need to Know



The following materials are to be reviewed with your clinician prior to your procedure.

For more detailed information on managing your blood thinner or antiplatelet medicine before a procedure, please see our full *Procedure Playbook* guide [here](#).



A Personalized Antithrombotic Medication Management Worksheet

USE THIS SHEET IF YOU ARE ON AN ANTIPLATELET MEDICINE: ASPIRIN, CLOPIDOGREL, TICAGRELOR, OR PRASUGREL

Background Information

Name: _____

Date of birth: _____

Preferred pharmacy (include name, address, and phone number): _____

**Print For Use
With Your Surgeon**

Emergency contact name and phone number:

Medication Information

Check off which medicines you take in the boxes below.
Next to your medication, fill in your dose, the reason why you take it, and who prescribes it.

✓	Antiplatelet	Dose	Why do you take it?	Who Prescribes it?
<input type="checkbox"/>	Aspirin			
<input type="checkbox"/>	Clopidogrel (Plavix®)			
<input type="checkbox"/>	Ticagrelor (Brilinta®)			
<input type="checkbox"/>	Prasugrel (Effient®)			

Continued on next page

Print For Use
With Your Surgeon

Information and Instructions for Your Procedure

Name or type of procedure: _____

Date, time, and location of procedure: _____

BEFORE YOUR PROCEDURE:

Based on discussions with my healthcare team and
instructions from my doctor(s), I will...

- Continue taking my _____ as usual
and will not make any changes to how I take it.
- Stop taking my _____ on
_____ (DATE).

AFTER YOUR PROCEDURE:








Restart my _____ on (DATE)
and follow these instructions: _____








(RECORD DOSAGE AND TIME TO RESUME IT,
THEN HOW TO CONTINUE GOING FORWARD.)

If I have questions, I can contact

_____ [NAME]
at _____ [PHONE NUMBER].

Any Bleeding Risk

7 days BEFORE PROCEDURE	6 days BEFORE PROCEDURE	5 days BEFORE PROCEDURE	4 days BEFORE PROCEDURE	3 days BEFORE PROCEDURE	2 days BEFORE PROCEDURE	1 day BEFORE PROCEDURE
Date:	Date:	Date:	Date:	Date:	Date:	Date:
AM 	AM 	AM 	AM 	AM 	AM 	AM 
Take	Take	Do not take	Do not take	Do not take	Do not take	Do not take

DAY OF PROCEDURE	1 day AFTER PROCEDURE	2 days AFTER PROCEDURE	3 days AFTER PROCEDURE	4 days AFTER PROCEDURE	5 days AFTER PROCEDURE	6 days AFTER PROCEDURE
Date:	Date:	Date:	Date:	Date:	Date:	Date:
AM 	AM 	AM 	AM 	AM 	AM 	AM 
Do not take	Ask your doctor*	Take	Take	Take	Take	Take

*You will usually restart your clopidogrel within 24 hours after a procedure; your doctor will tell you exactly when to restart.

 – DO NOT take  – do not take based on your doctor's advice

Based on the dose that you take, the shape or color of your medication may look different than the image in this calendar.