



Fighting blood clots  
through education

# Ticagrelor (Brilinta®) and Surgery:

## What You Need to Know



**The following materials are to be reviewed with your clinician prior to your procedure.**

**For more detailed information on managing your blood thinner or antiplatelet medicine before a procedure, please see our full *Procedure Playbook* guide [here](#).**



*Fighting blood clots  
through education*

# A Personalized Antithrombotic Medication Management Worksheet

**USE THIS SHEET IF YOU ARE ON AN ANTIPLATELET MEDICINE: ASPIRIN, CLOPIDOGREL, TICAGRELOR, OR PRASUGREL**

## Background Information

Name: \_\_\_\_\_

Date of birth: \_\_\_\_\_

Preferred pharmacy (include name, address, and phone number): \_\_\_\_\_  
\_\_\_\_\_  
\_\_\_\_\_

**Print For Use  
With Your Surgeon**

Emergency contact name and phone number: \_\_\_\_\_  
\_\_\_\_\_  
\_\_\_\_\_

## Medication Information

Check off which medicines you take in the boxes below.  
Next to your medication, fill in your dose, the reason why you take it, and who prescribes it.

✓	Antiplatelet	Dose	Why do you take it?	Who Prescribes it?
<input type="checkbox"/>	Aspirin			
<input type="checkbox"/>	Clopidogrel (Plavix®)			
<input type="checkbox"/>	Ticagrelor (Brilinta®)			
<input type="checkbox"/>	Prasugrel (Effient®)			

Continued on next page

Print For Use  
With Your Surgeon

Information and Instructions for Your Procedure

Name or type of procedure: \_\_\_\_\_  
\_\_\_\_\_  
\_\_\_\_\_

Date, time, and location of procedure: \_\_\_\_\_  
\_\_\_\_\_  
\_\_\_\_\_  
\_\_\_\_\_

**BEFORE YOUR PROCEDURE:**

Based on discussions with my healthcare team and  
instructions from my doctor(s), I will...

- Continue taking my \_\_\_\_\_ as usual  
and will not make any changes to how I take it.
- Stop taking my \_\_\_\_\_ on  
\_\_\_\_\_ (DATE).

**AFTER YOUR PROCEDURE:**








Restart my \_\_\_\_\_ on (DATE)  
and follow these instructions: \_\_\_\_\_  
\_\_\_\_\_  
\_\_\_\_\_  
\_\_\_\_\_








(RECORD DOSAGE AND TIME TO RESUME IT,  
THEN HOW TO CONTINUE GOING FORWARD.)

If I have questions, I can contact

\_\_\_\_\_ [NAME]  
at \_\_\_\_\_ [PHONE NUMBER].

**Any Bleeding Risk**

7 days BEFORE PROCEDURE	6 days BEFORE PROCEDURE	5 days BEFORE PROCEDURE	4 days BEFORE PROCEDURE	3 days BEFORE PROCEDURE	2 days BEFORE PROCEDURE	1 day BEFORE PROCEDURE
Date:	Date:	Date:	Date:	Date:	Date:	Date:
AM 	AM 	AM 	AM 	AM 	AM 	AM 
Take	Take	Ask your doctor*	Ask your doctor*	Do not take	Do not take	Do not take

DAY OF PROCEDURE	1 day AFTER PROCEDURE	2 days AFTER PROCEDURE	3 days AFTER PROCEDURE	4 days AFTER PROCEDURE	5 days AFTER PROCEDURE	6 days AFTER PROCEDURE
Date:	Date:	Date:	Date:	Date:	Date:	Date:
AM 	AM 	AM 	AM 	AM 	AM 	AM 
Do not take	Ask your doctor†	Take	Take	Take	Take	Take

\*Ask your doctor if you should stop taking this medication 4 or 5 days before your procedure.  
 †You will usually restart your ticagrelor within 24 hours after a procedure; your doctor will tell you exactly when to restart.

 – DO NOT take       – do not take based on your doctor’s advice

Based on the dose that you take, the shape or color of your medication may look different than the image in this calendar.